

Tips for use

General

After the Nordic single tap or Fusion tap or Flex tap has been installed and the water is up to temperature, the entire content of the tank must be flushed through once before use. The Quooker supplies instant boiling water and has been fitted with a number of safety features detailed below. Nevertheless, users should take care when operating the tap and should avoid exposing objects to the Quooker which are not heat-resistant. If the entire content of boiling water is used in one go, it takes between 10 and 20 minutes for the water to reach boiling temperature again, depending on the tank type.

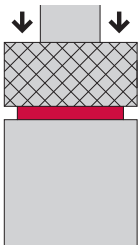


image 1

Tap protection (image 1)

All Quooker taps are fitted with a childproof (dubble) push-and-turn handle. A light ring lights up when the tap is dispensing water. The pull out hose on the Flex tap is fitted with an additional safety feature called the 'boiling-water stop', which ensures that no boiling water will be dispensed when the hose is pulled out.

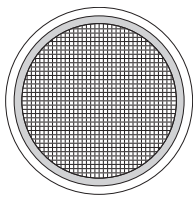


image 2

Descaling the aerator (image 2)

We recommend that you descale the aerator at the tip of the spout regularly, depending on the hardness of water in your area. To descale the aerator, unscrew the tap nozzle, remove the aerator and soak it in a vinegar-water solution for a while. This prevents blockage and irregular spraying from the tap.

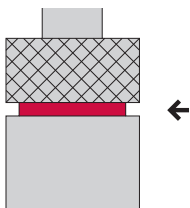


image 3

Light ring (image 3)

The Nordic single tap, Fusion and Flex have been fitted with a light ring which illuminates when the water in the tank is heating up. When the Quooker is not being used, the light will come on several times an hour for a short while.

As soon as boiling water is dispensed from the tap, the light will come on quickly and stay on until all the water in the tank is up to temperature again. If the light ring is flashing, the tank is not heating the water and will require a reset.

To reset the system, switch off the tank via the Q-shaped on/off switch on the top, wait a couple of minutes and then switch it on again. If it continues to flash, please contact the manufacturer.

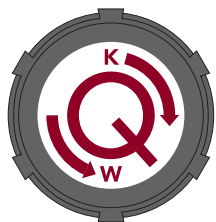


image 4

Adjusting the mixer tap water temperature (only Quooker COMBI) (image 4)

The temperature of the mixer tap water can be adjusted between 40 and 60°C by turning the grey knob on the mixing valve towards 'K' for cold or 'W' for warm.

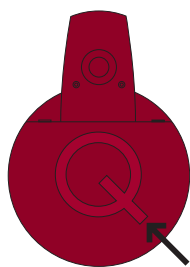


image 5

On/off switch (image 5)

The standby consumption of the Quooker is only about three pence a day. Nevertheless you may switch off the tank if you are away from home for a period of time. To do this, press the Q-shaped on/off switch at the top of the tank. Then open the tap and run the water until it goes cold. Upon your return, switch the tank back on. Once the water is up to temperature, the light on top of the tank will slowly fade in and out. We advise flushing through the tank's entire content of boiling water once before use.

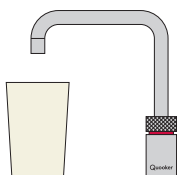


image 6

Use (image 6 and 7)

All Quooker taps have an insulated spout which also rotates 360 degrees. In addition, the Nordic single tap is height adjustable, allowing you to adjust the position of the spout to a convenient height for filling tea cups as well as large pans. When filling a cup (image 6), teapot or pan (image 7) with boiling water, we advise that you bring it close to the aerator, and make use of the height-adjustment and rotation features of the spout, as the water will spray slightly when leaving the tap due to the formation of steam. We also recommend waiting a few seconds for the air bubbles to subside before placing the tea bag into the water. This prevents the formation of a layer of foam on the tea.

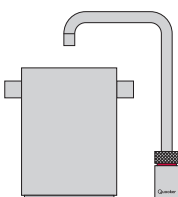


image 7

HiTAC® water filter

The HiTAC® water filter, located inside the Quooker tank, improves the taste and quality of the tap water. As the activated carbon in the filter does its work at a temperature of over 100°C, the filter remains sterile at all times. We advise changing the filter once every 3 – 5 years, depending on your water hardness. You can order the filter directly from Quooker. When you order a new filter you must provide the serial number of system, located on the side of the tank.

Warranty and service

The warranty period is two years and covers supply of parts only. It does not cover labour costs, or issues relating to insufficient limescale management. In the event of a fault, please check the socket and plug fuse to ensure they have not failed and press the on/off switch on top of the tank to check whether the tank is switched on. If the issue remains, please contact your installer or supplier.

Liability

The Quooker boiling-water tap has been manufactured to the highest quality and design standards. In accordance with the warranty conditions, the manufacturer does not accept liability for any adverse consequences of using the Quooker.